

General Information

The following information is being provided to assist you in locating and recording your engine model and specification numbers. This information will be needed to use this book or obtain parts from a local Tecumseh dealer.

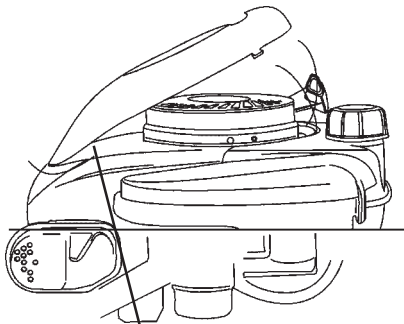
Model Numbering System for Tecumseh's Full Engine Line 2004 Production and Later

LOCATING AND READING ENGINE MODEL AND SPECIFICATION
THE FOLLOWING WILL BE NEEDED TO LOCATE PARTS FOR YOUR ENGINE.

	Model	Specification	(DOM)
ENGINE:	TVM195	150288G	8150C

ENGINE MODEL	SPEC NO.	D.O.M
TVM195	150288G	8150C

Typical Engine I.D. Label

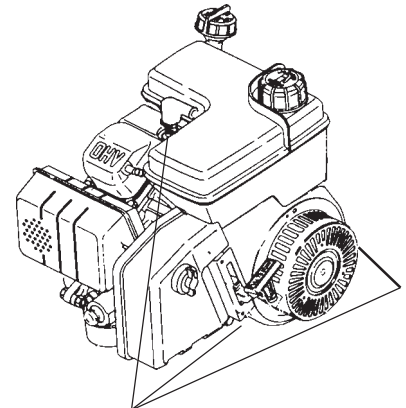


ENGINE MODEL NUMBER LOCATED UNDER COVER

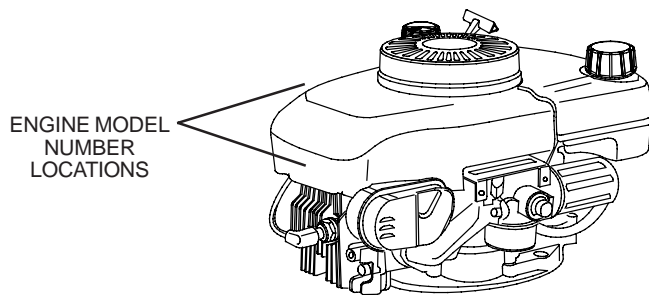
IMPORTANT ENGINE INFORMATION
TECUMSEH POWER COMPANY
 THIS ENGINE MEETS 1995-1998 CALIF/US EPA PH1 APPLICABLE EMISSION REGULATIONS FOR ULGE ENGINES FUEL REGULAR UNLEADED OIL SAE 30

ENGINE MODEL	TVM195 150288G (E)
ENGINE FAMILY	STP318U1G2EA
DISPLACEMENT	318 D.O.M. 8150 C (S E R)

CAUTION
 FOR PERSONAL PROTECTION REFER TO OWNER'S MANUAL FOR IMPORTANT SAFETY AND MAINTENANCE INFORMATION



ENGINE MODEL NUMBER LOCATIONS



ENGINE MODEL NUMBER LOCATIONS

Model Numbering System for Tecumseh's Full Engine Line 2004 Production and Later

Reviewing The Engine ID Label

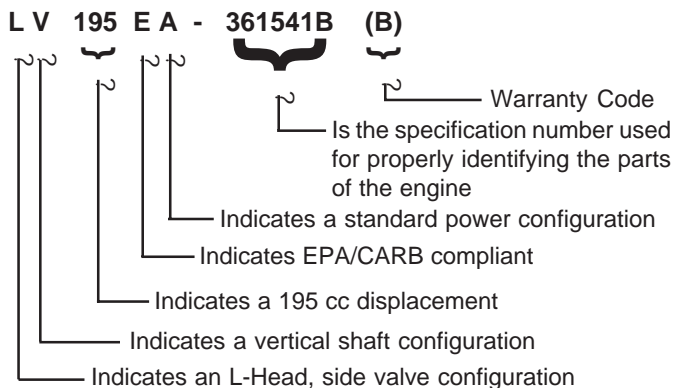
Effective with the 2004 Model Year, we have changes to the engine I.D. label on our products. The following pages will explain the information contained on the label dependent on the age of your product.

Specification Number

The numbers following the model number make up the specification number.

Using model **LV195EA-361541B**, as an example, interpretation is as follows:

LV195EA-361541B is the model and specification number.

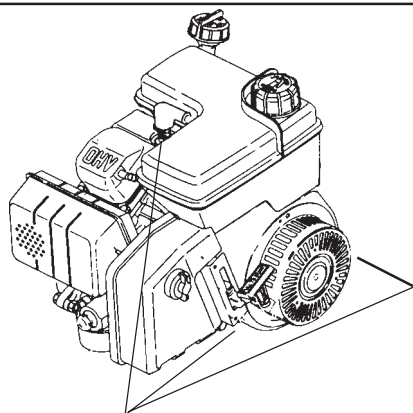


Date of Manufacture

The Date of Manufacture (D.O.M.) indicates the production date.

For this example, **03188BC0010** is the D.O.M. (Date of Manufacture).

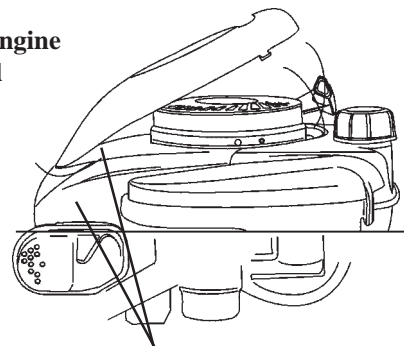
Year	Day of Year	Mfg Facility	Assembly Line / Shift	Individual Serial #
2003	188th	B	C	10th unit built
03	188	B	C	0010



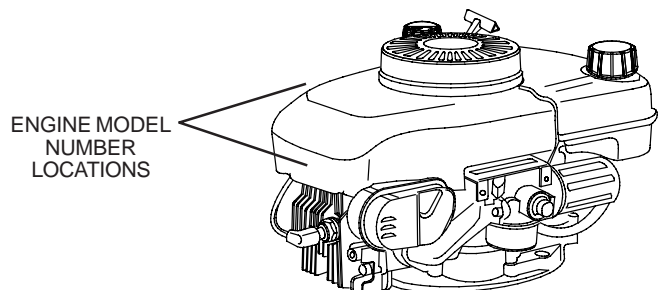
ENGINE MODEL NUMBER LOCATIONS



Typical Engine I.D. Label Locations



ENGINE MODEL NUMBER LOCATED UNDER COVER



ENGINE MODEL NUMBER LOCATIONS